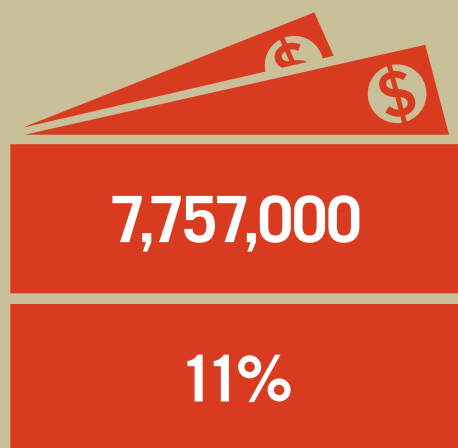


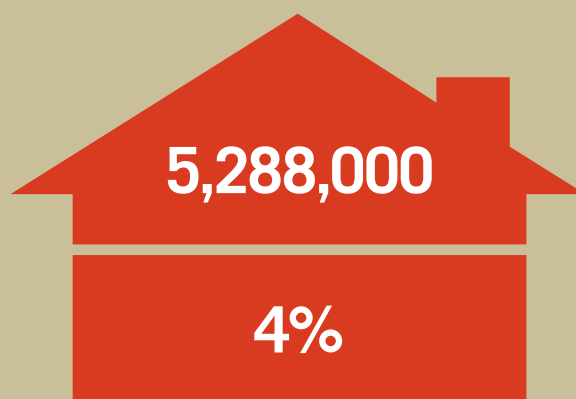
United States

The recession hit vulnerable families hard, and unemployment and foreclosure starts remain high. In 2010, 11 percent of children in the U.S. had at least one unemployed parent and 4 percent have been affected by foreclosure since 2007. It is critical that we address these economic challenges to ensure the well-being of children, families, and the nation.

Find more state and community-level data at the KIDS COUNT Data Center: datacenter.kidscount.org



Children With at Least One Unemployed Parent: 2010



Children Affected by Foreclosure Since 2007

United States



IMPROVED



WORSENER

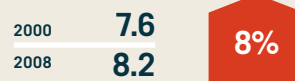


UNCHANGED

KEY INDICATORS

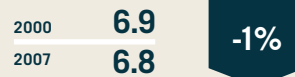
NATIONAL TREND

Percent low-birthweight babies



Infant mortality rate

(deaths per 1,000 live births)



Child death rate

(deaths per 100,000 children ages 1–14)



Teen death rate

(deaths per 100,000 teens ages 15–19)



Teen birth rate

(births per 1,000 females ages 15–19)



Percent of teens not in school and not high school graduates

(ages 16–19)



Percent of teens not attending school and not working

(ages 16–19)



Percent of children living in families where no parent has full-time, year-round employment



Percent of children in poverty

(income below \$21,756 for a family of two adults and two children in 2009)



Percent of children in single-parent families



PERCENT CHANGE OVER TIME



N.A.: Comparable data not available for 2000 for these indicators. Find more information and the definitions and data sources for indicators at: datacenter.kidscount.org/databook/2011